






# FLUENCY

is the ability to read with speed, accuracy, and proper expression

# Mission: READ!



## Books

*Looking Like Me*  
by Walter Dean Myers

*I Got the Rhythm*  
by Connie Schofield-Morrison

*Elephant and Piggie Easy Readers*  
by Mo Willems

*Bill Martin Jr. Big Book of Poetry*  
by Bill Martin Jr.

*A Stick is an Excellent Thing:  
Poems Celebrating Outdoor Play*  
by Marilyn Singer

*Sam the Most Scaredy-Cat Kid  
in the World*  
by Mo Willems

*Crown: An Ode to the Fresh Cut*  
by Derrick Barnes

*When Green Become Tomatoes:  
Poems for All Seasons*  
by Julie Fogliano

*La Princesa and the Pea*  
by Susan Middleton Elya

## Activities






### Kindergarten – 3rd Grade

- Choose a passage that will not be very difficult for your child. Read the passage aloud to your child, and then read it together, helping your child figure out any tricky words. Next, have your child read the passage to you with a focus on accuracy. Finally, have your child read the passage again, paying attention to fluency and expression. The goal is to sound smooth and natural.
- Make “books” of your child’s favorite songs and nursery rhymes. Have them practice reading the books by singing while reading the lyrics. To make a book simply fold a piece of paper in half.
- Read a short story out loud with your child. Repeat it several times, and each time, use a different voice like a robot voice, a giant voice, a cat voice or a whisper voice.
- Have your child read to stuffed animals, siblings, pets, neighbors, grandparents or anyone willing to listen. When a reader keeps the audience in mind they know their reading must be fluent and expressive.
- Read a Wordless Picture Book like *I Walk with Vanessa* by Kerascoët or *Blue Rider* by Geraldo Valério and have your child tell you the story as you go along.

# FLUENCIA

es la capacidad de leer con velocidad, precisión y expresión adecuada

# Misión: ¡LEER!



## Libros

*Looking Like Me*  
de Walter Dean Myers

*I Got the Rhythm*  
de Connie Schofield-Morrison

*Elephant and Piggie* Lectura Fácil  
de Mo Willems

*Bill Martin Jr. Big Book of Poetry*  
de Bill Martin Jr.

*A Stick is an Excellent Thing: Poems Celebrating Outdoor Play*  
de Marilyn Singer

*Sam the Most Scaredy-Cat Kid in the World*  
de Mo Willems

*Crown: An Ode to the Fresh Cut*  
de Derrick Barnes

*When Green Become Tomatoes: Poems for All Seasons*  
de Julie Fogliano

*La Princesa and the Pea*  
de Susan Middleton Elya

## Actividades

### Kindergarten – 3er Grado

- Elija un pasaje que no sea muy difícil para su hijo/a. Lea el pasaje en voz alta a su hijo/a, y luego léanlo juntos, ayudando a su hijo/a a descifrar palabras difíciles. Luego, pídale a su hijo/a que le lea el pasaje con un enfoque en la precisión. Finalmente, haga que su hijo/a lea el pasaje una vez más, enfocándose en la fluidez y la expresión. El objetivo es leerlo sin pausas y de manera natural.
- Haga "libros" de las canciones y rimas infantiles favoritas de su hijo/a. Haga que practique la lectura de los libros cantando mientras lea la letra. Para hacer un libro simplemente doble una hoja de papel por la mitad.
- Lea un cuento corto en voz alta con su hijo/a. Repítalo varias veces, y cada vez, use una voz diferente, como una voz de robot, una voz de gigante, una voz de gato o una voz de susurro.
- Haga que su hijo/a lea a animales de peluche, hermanos, mascotas, vecinos, abuelos o cualquier persona que esté dispuesta a escuchar. Cuando un lector tiene en mente al público, sabe que su lectura debe ser fluida y expresiva.
- Lea un Libro de Imágenes sin Palabras como *I Walk with Vanessa* de Kerascoët o *Blue Rider* de Geraldo Valério y haga que su hijo/a le cuente la historia a medida que avance.