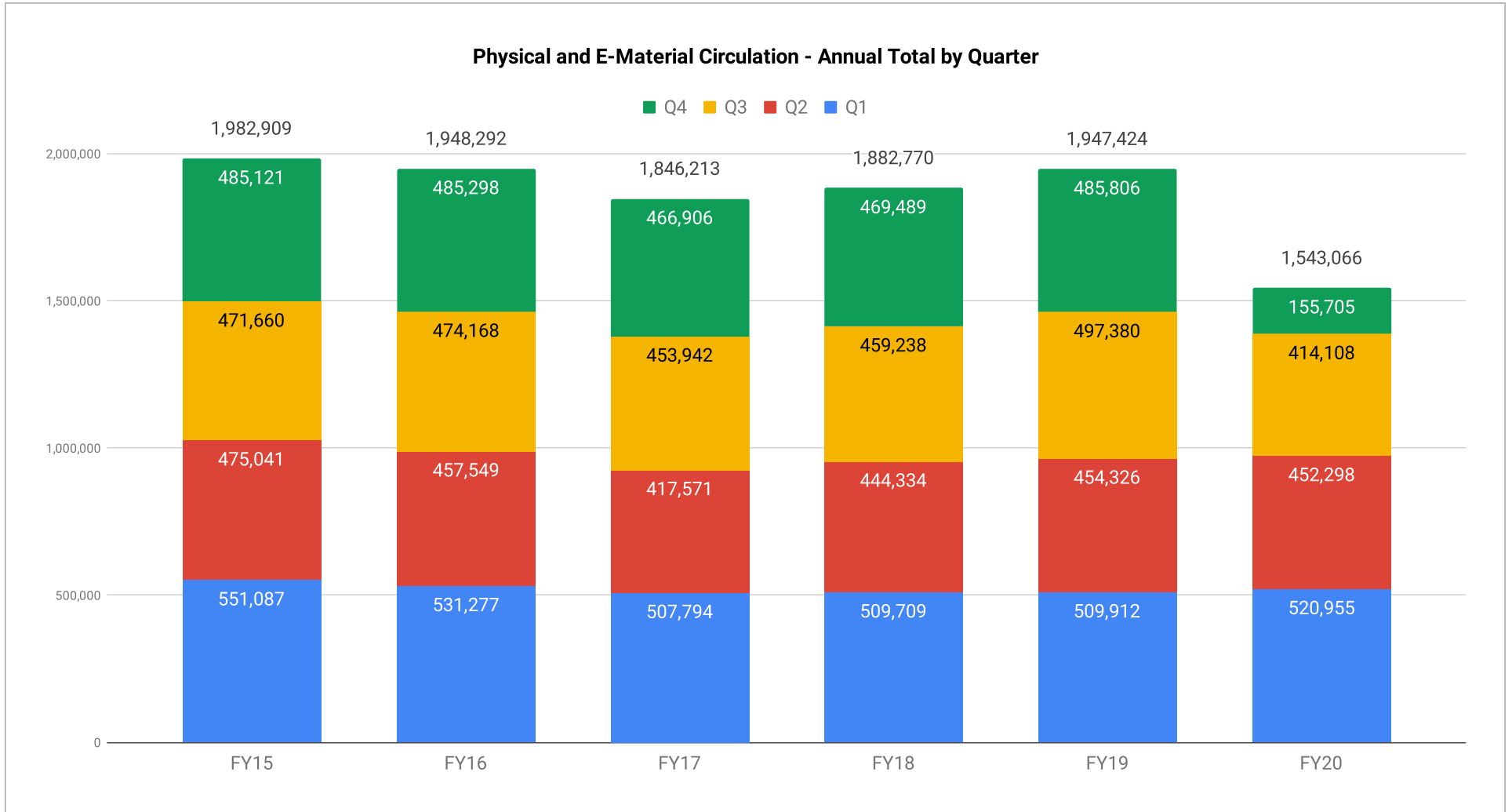


# Central Rappahannock Regional Library

## Quarterly Circulation Summary Report

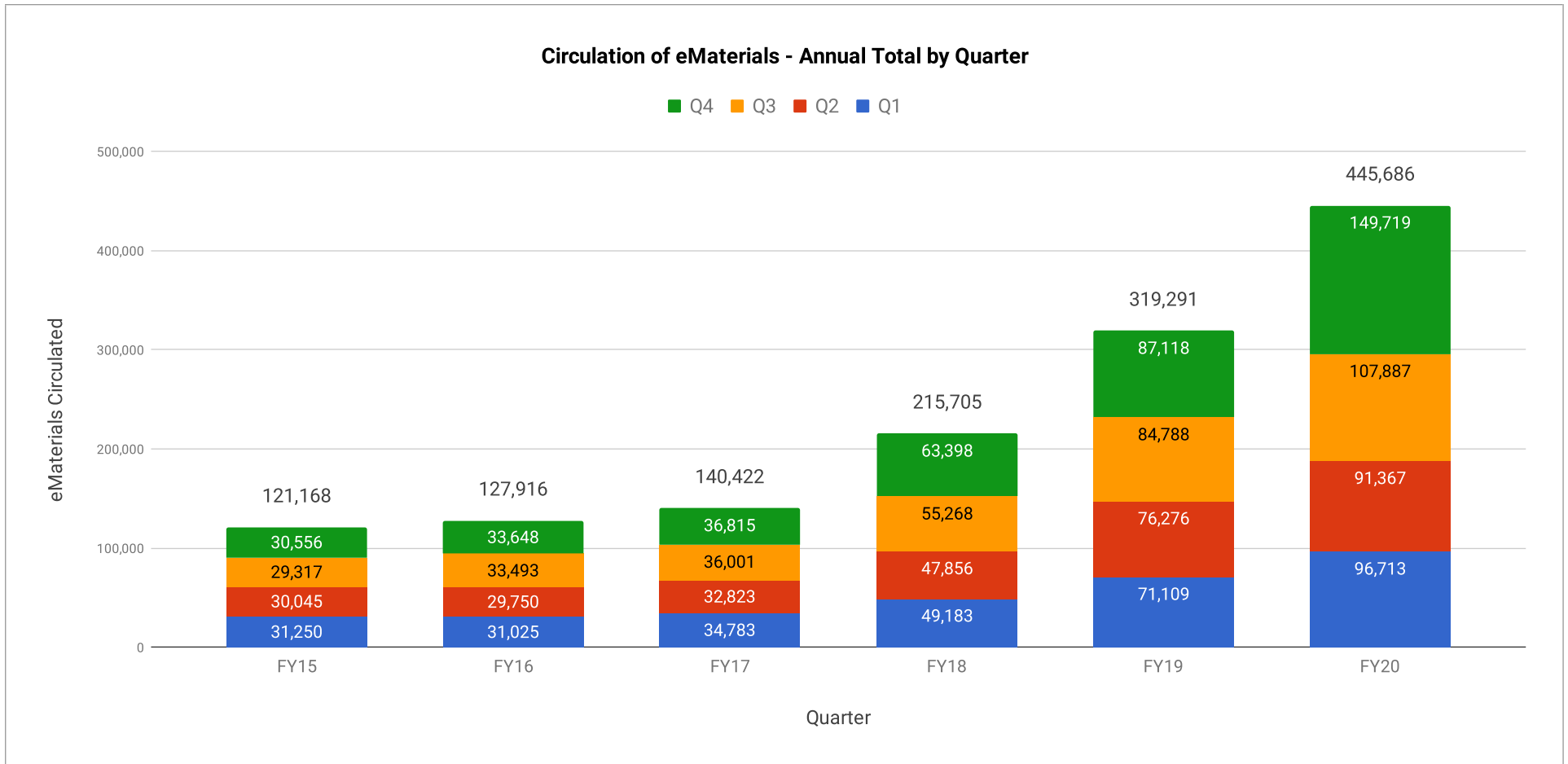
### FY20-Q4

### Combined Circulation Report



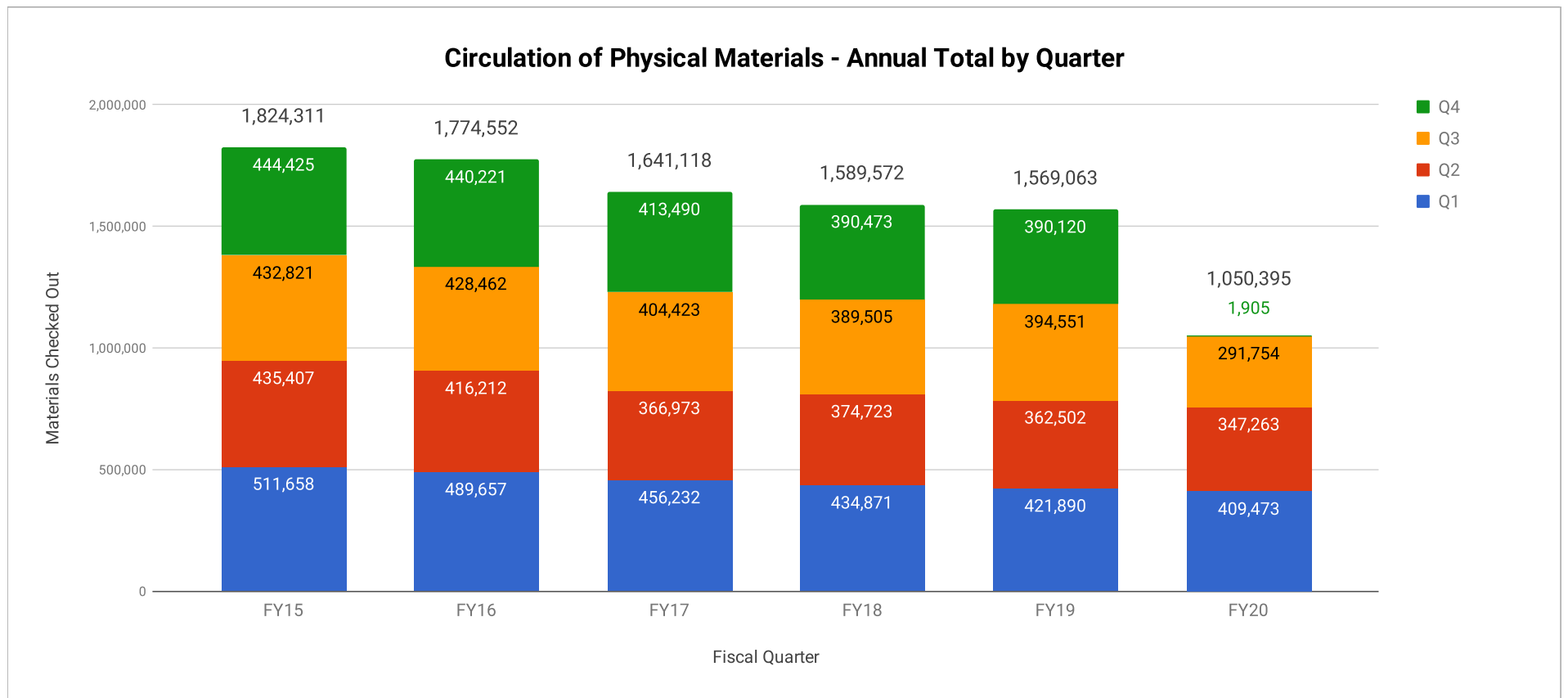
## Circulation of eMaterials

Fiscal Year	Fiscal Quarter	eAudioBooks	eBooks	eMagazines	eVideo	Total
FY19	Q4	27,945	33,967	12,385	12,821	87,118
FY20	Q4	34,389	62,431	14,220	38,679	149,719
<b>% Change</b>		<b>23.1%</b>	<b>83.8%</b>	<b>14.8%</b>	<b>201.7%</b>	<b>71.9%</b>



## Circulation of Physical Materials

Fiscal Year	Fiscal Quarter	Fredericksburg	Porter	Howell	Fried	Salem Church	Snow	Towne Centre	Cooper	Montross	Newton	Library on the Go	FOL Bookshop	Total
FY19	Q4	71,582	81,360	51,217	582	104,607	18,878	5,431	6,503	7,555	4,171	38,147	87	390,120
FY20	Q4	418	448	331	0	481	83	18	11	62	52	1	0	1,905
<b>% Change</b>		<b>-99.4%</b>	<b>-99.4%</b>	<b>-99.4%</b>	<b>-100.0%</b>	<b>-99.5%</b>	<b>-99.6%</b>	<b>-99.7%</b>	<b>-99.8%</b>	<b>-99.2%</b>	<b>-98.8%</b>	<b>-100.0%</b>	<b>-100.0%</b>	<b>-99.5%</b>



## FY20-Q4 Total Circulation

Checkouts of Physical Materials in Branches	1,905
Talking Books and Checkouts at LAC	4,081
Circulations of eMaterials	149,719
Renewals	10,489
<b>Total Circulation</b>	<b>166,194</b>

## FY20-Q4 Customers by Jurisdiction

Jurisdictions	Customers	% of Customer Base
Fredericksburg	20,123	9.21%
Spotsylvania	77,903	35.67%
Stafford	99,789	45.69%
Westmoreland	10,175	4.66%
Other	10,410	4.77%
<b>Total</b>	<b>218,400</b>	<b>100.00%</b>

## FY20-Q4 Circulation by Jurisdiction

Jurisdictions	Circulation	% of Total Circulation
Fredericksburg	14,919	8.98%
Spotsylvania	51,192	30.80%
Stafford	83,524	50.26%
Westmoreland	4,956	2.98%
Other	11,603	6.98%
<b>Total</b>	<b>166,194</b>	<b>100.00%</b>