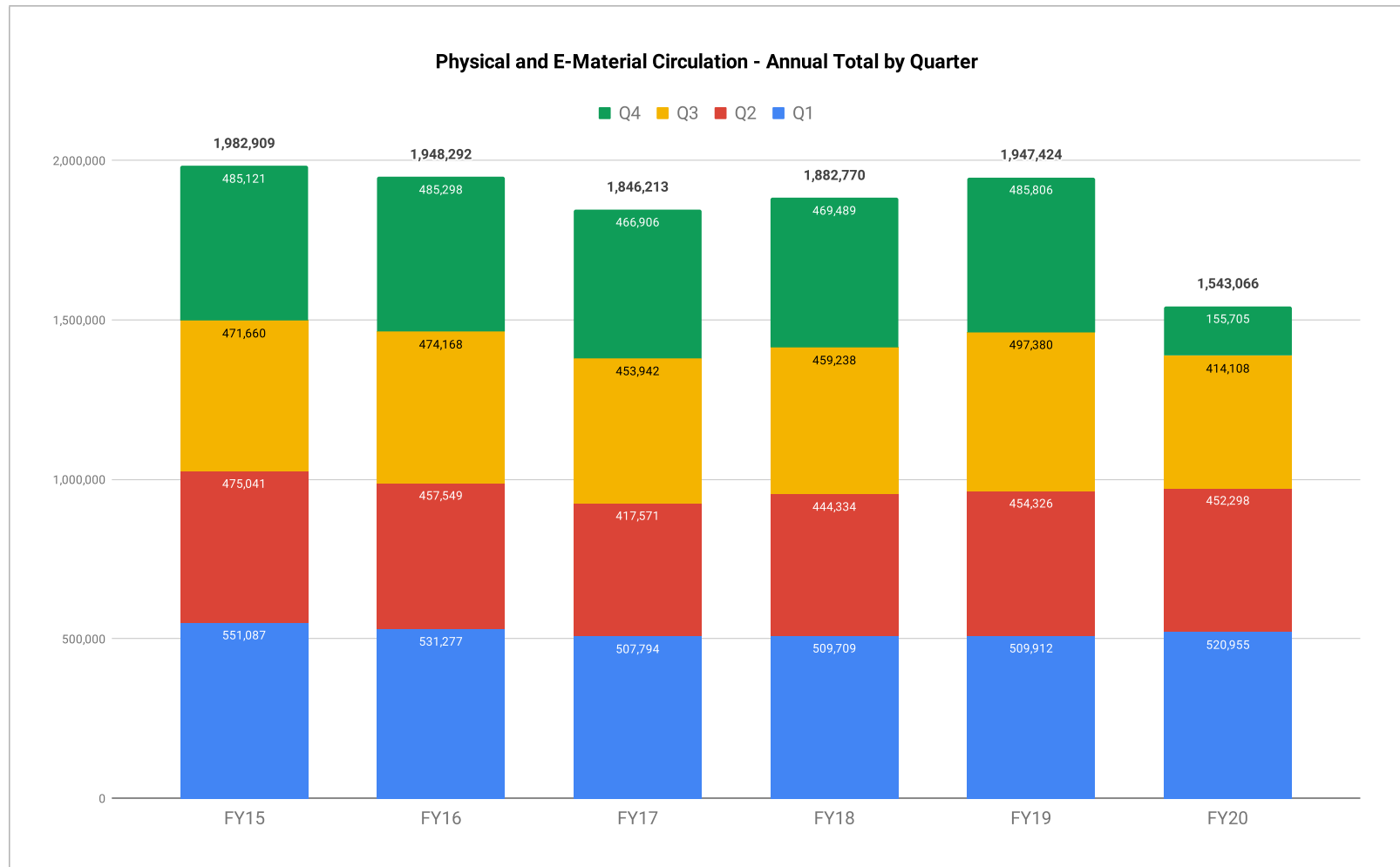


Central Rappahannock Regional Library

Annual Circulation Summary Report

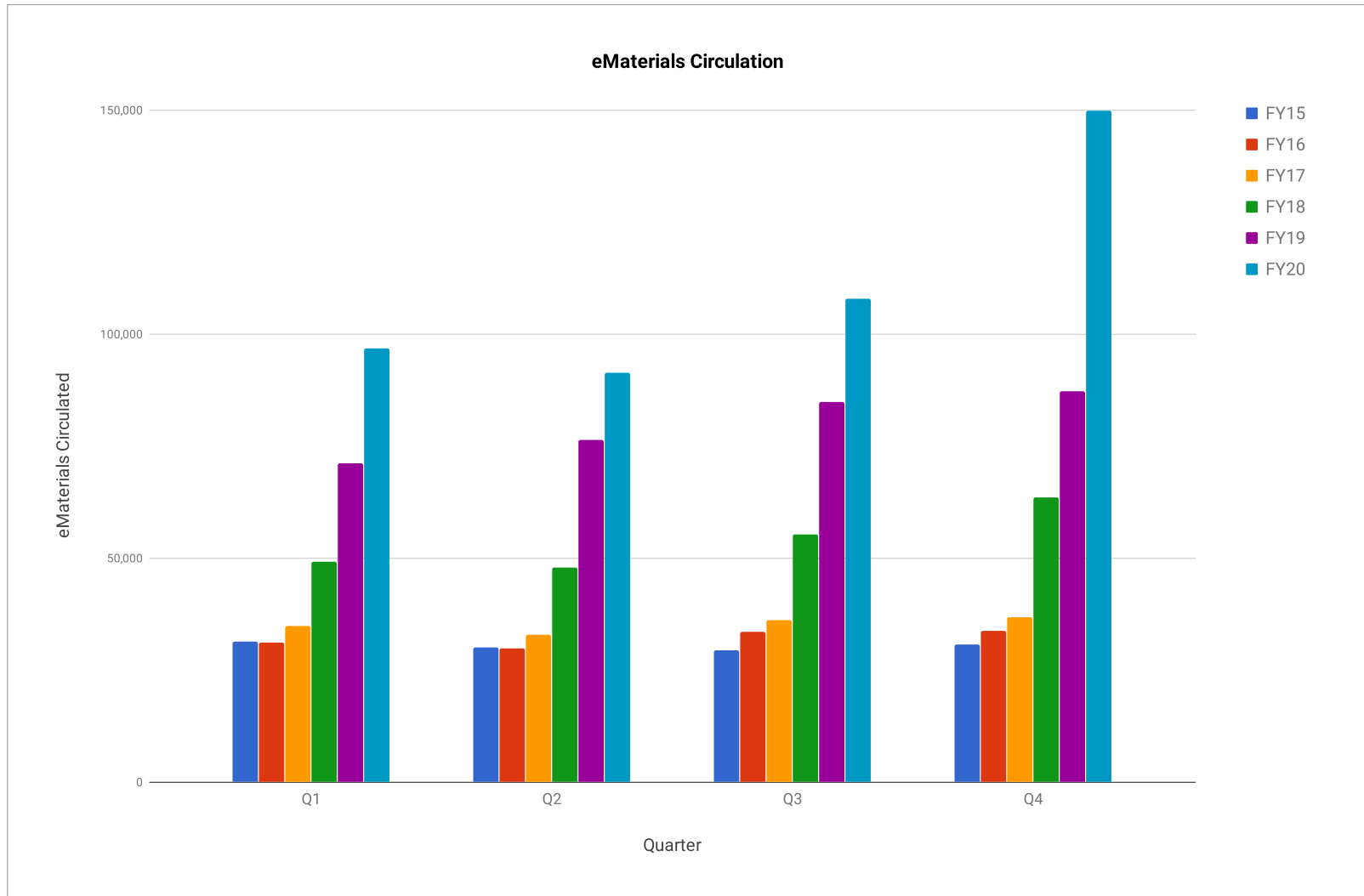
FY20

Combined Circulation Report



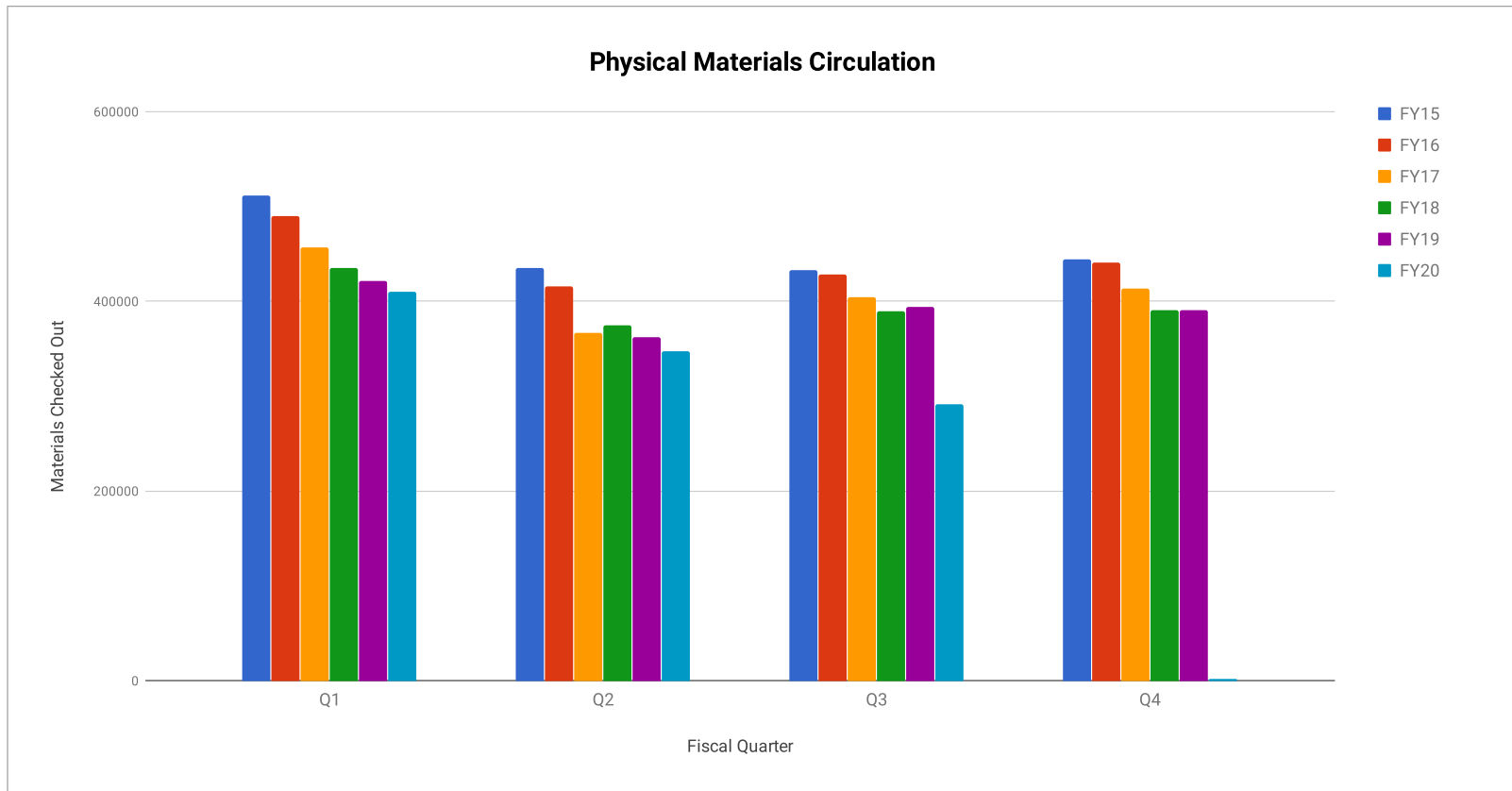
Circulations of eMaterials

Fiscal Year	eAudioBooks	eBooks	eMagazines	eVideo	Totals
FY19	97,349	128,010	41,714	52,218	319,291
FY20	130,361	173,747	52,821	88,757	445,686
% Change	33.91%	35.73%	26.63%	69.97%	39.59%



Checkouts of Physical Materials in Branches

Fiscal Year	Fredericksburg	Porter	Howell	Fried	Salem Church	Snow	Towne Centre	Cooper	Montross	Newton	Library on the Go	FOL Bookshop	Total
FY19	294,666	329,556	209,065	1,109	410,009	70,589	21,876	27,236	31,351	18,724	153,673	1,209	1,569,063
FY20	190,657	222,868	137,576	1,026	283,592	50,264	14,063	18,639	21,111	12,235	96,243	2,121	1,050,395
% Change	-35%	-32%	-34%	-7%	-31%	-29%	-36%	-32%	-33%	-35%	-37%	75%	-33%



FY20 Total Circulation

Checkouts of Physical Materials in Branches	1,050,395
Checkouts of Physical Materials Outside of Branches	66,507
Circulations of eMaterials	445,686
Renewals	1,461,368
Total Circulation	3,023,956

FY20 Customers by Jurisdiction

Jurisdictions	Customers	% of Customer Base
Fredericksburg	20,123	9.21%
Spotsylvania	77,903	35.67%
Stafford	99,789	45.69%
Westmoreland	10,175	4.66%
Other	10,410	4.77%
Total	218,400	100.00%

FY20 Circulation by Jurisdiction

Jurisdictions	Circulation	% of Total Circulation
Fredericksburg	323,942	10.71%
Spotsylvania	1,073,752	35.51%
Stafford	1,301,589	43.04%
Westmoreland	122,522	4.05%
Other	202,152	6.69%
Total	3,023,956	100.00%