Central Rappahannock Regional Library

Quarterly Circulation Summary Report

FY20-Q3

Combined Circulation Report

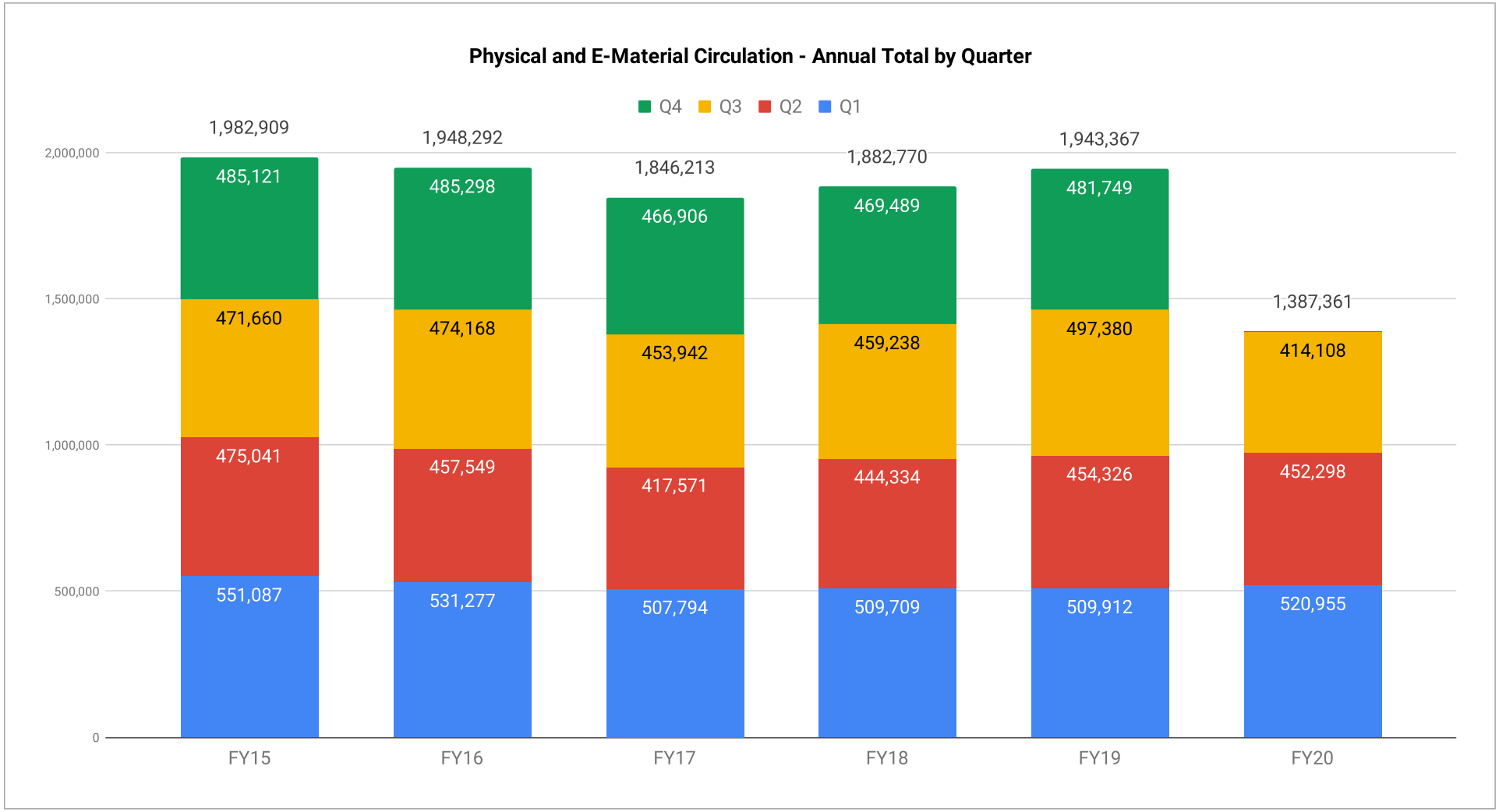

Circulation of eMaterials

Fiscal Year	Fiscal Quarter	eAudioBooks	eBooks	eMagazines	eVideo	Total
FY19	**Q3**	24,760	33,328	12,373	14,327	84,788
FY20	**Q3**	32,969	40,555	12,971	21,392	107,887
% Change		**33.2%**	**21.7%**	**4.8%**	**49.3%**	**27.2%**

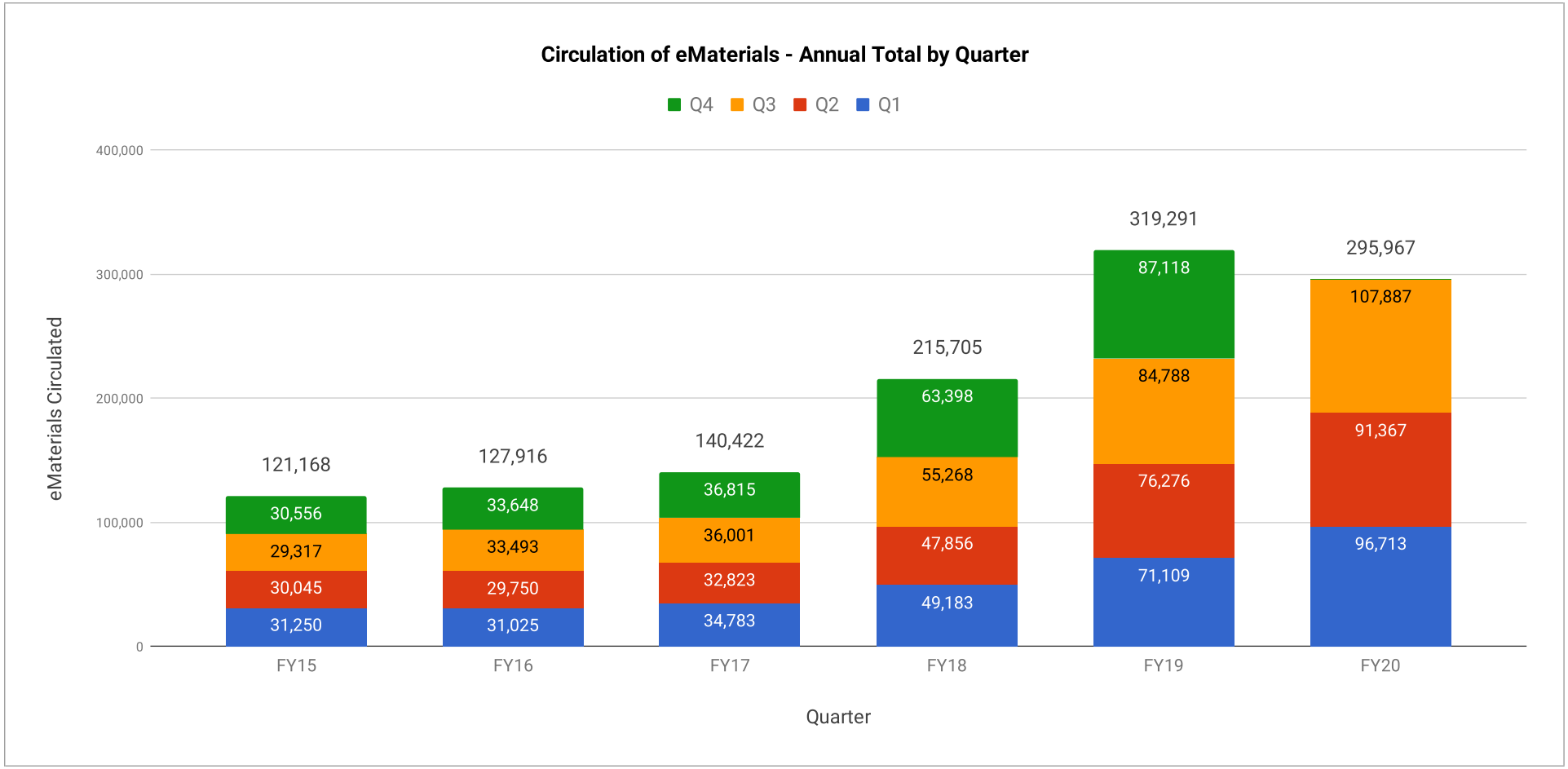

Circulation of Physical Materials

Fiscal Year	Fiscal Quarter	Fredericksburg	Porter	Howell	Fried	Salem Church	Snow	Towne Centre	Cooper	Montross	Newton	Library on the Go	FOL Bookshop	Total
FY19	**Q3**	72,013	83,842	51,343	338	103,166	17,022	5,424	7,672	7,351	4,614	41,705	61	394,551
FY20	**Q3**	55,050	61,535	40,377	238	81,893	14,884	4,557	5,510	6,053	3,396	17,686	575	291,754
% Change		**-23.6%**	**-26.6%**	**-21.4%**	**-29.6%**	**-20.6%**	**-12.6%**	**-16.0%**	**-28.2%**	**-17.7%**	**-26.4%**	**-57.6%**	**842.6%**	**-26.1%**

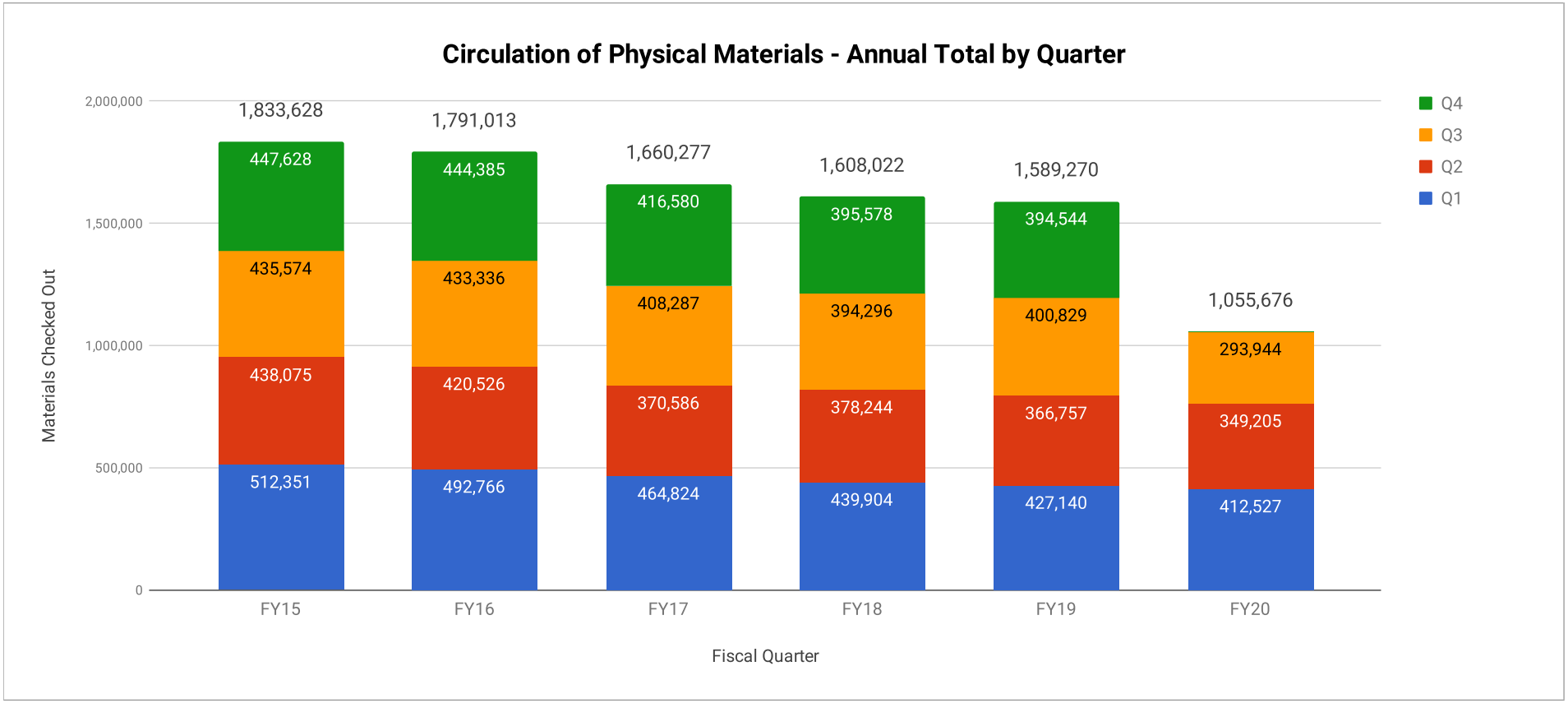

FY20-Q3 Total Circulation

Checkouts of Physical Materials in Branches	291,754
Talking Books and Checkouts at LAC	14,467
Circulations of eMaterials	107,887
Renewals	421,076
Total Circulation	**835,184**

FY20-Q3 Customers by Jurisdiction

Jurisdictions	Customers	% of Customer Base
Fredericksburg	20,047	9.22%
Spotsylvania	77,645	35.71%
Stafford	99,261	45.65%
Westmoreland	10,141	4.66%
Other	10,343	4.76%
Total	**217,437**	**100.00%**

FY20-Q3 Circulation by Jurisdiction

Jurisdictions	Circulation	% of Total Circulation
Fredericksburg	91,112	10.91%
Spotsylvania	292,095	34.97%
Stafford	354,784	42.48%
Westmoreland	34,842	4.17%
Other	62,351	7.47%
Total	**835,184**	**100.00%**