

Welcome Guide

CAZED-006

Checking the shipping items in the package

Match the items in this list with the items in USB Portable Diskette Drive package.

If any item is missing or damaged, please contact your purchase.

- 1 x USB Portable Diskette Drive
- 1 x Welcome Guide

Product Description


- *The Chuanganzhuo USB External Floppy Drive is an excellent way to gain access to any information or data located on legacy floppy discs.
- *Product is tray loading external portable ODD caddy which is suitable to USB 2.0 connector NoteBook, desktop or laptop.
- *Compatible with Mac, Linux, Windows 2000/XP/Vista/7/8/10.
- *No extra drive, support plug and play.
- *Compatible USB 2.0/1.1, efficiency more stable. Applies more widely.
- *Power consumption 3-5W

Using Your USB Portable Diskette Drive


*Use it on a computer with MAC OS:

1. Product through standard USB data cable to the computer USB port properly connected.


— 1 —

2. Put your floppy disk into the drive, wait a moment, click on the desktop, should display the drive icon  (Please note that the floppy disk drive only be recognized successfully on MAC OS after you put the floppy disk into the drive)
3. Click on this icon button, right-click and select "Open" selection or double click the icon, then you could get the files in your disk.

*Use it on a computer with windows OS:

1. Product through standard USB data cable to the computer USB port properly connected, the computer display lower right corner should appear device icon 



2. Click on the desktop, open the "my computer" or "this pc", under the "removable storage device" should display the drive icon 



3. Click on this icon button, right-click and select "Open" selection or double click the icon, then you could get the files in your disk.

Note when use:

For running successfully, please don't use our floppy disk drive through USB hub and USB extension cable, because most of these items in the market cannot provide sufficient power to the drive, your computer will not recognize the drive or stop working when use if you use it through the USB hub or USB extension cable.

— 2 —

Technical Specifications

- *USB Interface
- *3.5-inch 720KB/1.44mb FDD
- *Super slim and lightweight
- *Available USB Bus supply current:500mA or less
- *Data capacity: 720KB/1.44MB(Formatted)
- *USB Data Transfer Rate: Full speed/12 Mbps
- *Data transfer Rate:250 Kbits (720KB)/500 Kbits (1.44MB)
- *Number of Cylinders:80
- *Rotation speed:300 rpm,360 rpm recording method:MFM
- *Media:High Density(2HD) or Normal Density(2DD)

Operating Temperature

Between 4 degree Celsius and 51 degrees Celsius
Between 39 degree Fahrenheit and 125 degrees Fahrenheit

Relative Humidity

Operating:Between 20% and 80%

Hardware requirements

Computer with USB Port
USB Universal Host Control

Attention

- 1.The internal laser light may be harmful to your eyes,please do not look directly.
- 2.Do not place you drive next to any magnetic object.

- 3.Put your drive on the flat desktop.Pleas do not place it on any unstable object.
- 4.Please do not place the drive under easy pressure to guarantee the proper operation of the drive.

Trouble Shooting

* If the floppy disk drive cannot be recognized by your computer,

- 1.If yours is a MAC computer, Please put your floppy disk into the drive,the drive only be recognized after you insert the floppy disk.
- 2.Please don't use USB hub and USB extension cable, most of these items cannot provide sufficient power to the drive, so it cannot be recognized by your computer.
- 3.Please try different USB connector of your computer to prevent poor contact or bad connectors.
- 4.Please try different computers in case of bad USB connectors or operating system problems.

* If you cannot open the files in your disk,

This floppy disk drive will allow you to see the files, copy, move them, however you will need the specific application to open the file. As an example I had a number pre-1999 PowerPoint files which I could not open with my current version of PowerPoint (2013). I was able to find a web site with a conversion service to convert the files, so I could open them with the current version of the software.

* Floppy Disk is Not Accessible, Not Formatted, or Not Recognized by Windows?

It is a possibility that the data on the floppy drive has gone bad.

1. Please try another floppy disks.
2. Please try to use this floppy disk on different computers?

Or this problem occurs on disks that do not contain a media descriptor byte in the BIOS parameter block (BPB) of the boot sector. Some older preformatted floppy disks do not contain a media descriptor byte. Older product disks may also not have the media descriptor byte. If you meet this issue, please try different disks or return the item to Amazon for full refund.

* When you insert second diskette, it still shows the files from the 1st diskette?

Please unplug the USB cable and re-connect to your computer, so you could get current disk's directory.

*Where' s the drive icon? i cannot find it.

Windows system: Please open "my computer" or "this pc", usually the drive icon will be under the "removable storage devices"area. Due to the computer reason, please check "device manager" if it's not in "my computer" or "this pc".

Mac system: After plug your floppy disk drive and your disks, the drive icon will be displayed on the desktop.