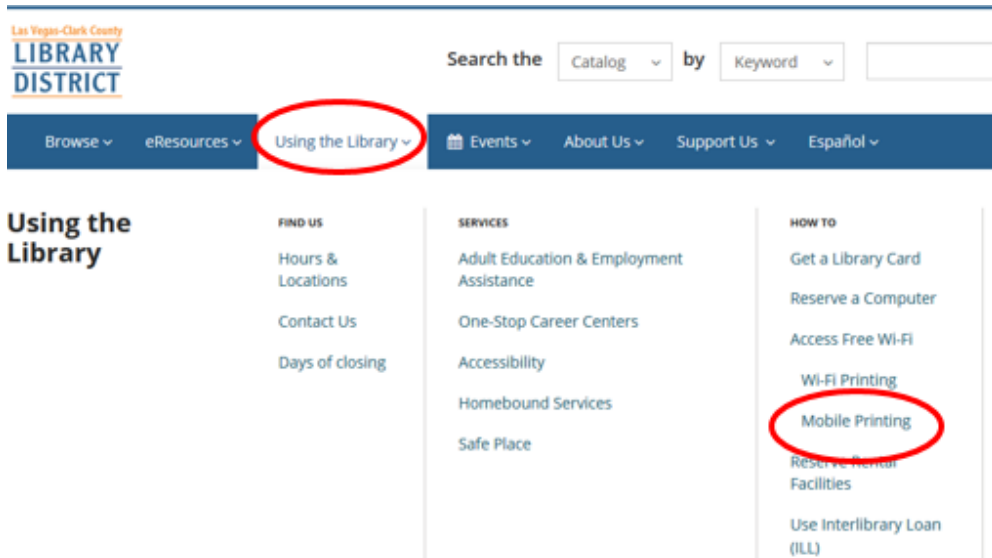


Mobile Printing Instructions

1. From lvccld.org, select "Using the Library", and then "Mobile Printing."



2. From the Mobile Printing area, select the location to which you wish to print.

Mobile Printing

- You can print the most common file types from any smartphone, tablet, laptop or PC.
- You can access this service from anywhere, with a Wi-Fi or 3G/4G Internet connection.
- You will need a major credit card (MasterCard, Visa, Discover or American Express) and an email address to print.

Select library for printing:

- | | |
|--|---|
| Centennial Hills Library | Spring Valley Library |
| Clark County Library | Summerlin Library |
| East Las Vegas Library | Sunrise Library |
| Enterprise Library | West Charleston Library |
| Mesquite Library | West Las Vegas Library |
| Mesquite Learning Center | Whitney Library |
| Rainbow Library | Windmill Library |
| Sahara West Library | |

3. Select a printer, enter your e-mail address, and enter the file name or URL to print. Then, select the "play" button.

Printer

B/W - .15¢/page
 Color - .80¢/page

[Details](#)

Your 6 digit release code is required to retrieve your print job.

User Info

Email address:

You will be provided with a release code to obtain your document from this printer. This code will be sent to your email address specified above.

Select Document

File or URL:
 [Browse...](#)

Browse your computer files to select the document you wish to print.

You may also enter the URL of a web page you want printed.

[How do I print from a mobile device?](#)
[How do I print a boarding pass?](#)
[Download the PrintWhere Driver](#)

? [X] ▶

4. Click on the PayPal/Credit Card button.

Approve print job

Your print job has 1 pages.

Pricing information:

\$ 0.15 /Page

You are required to pay for this print job through PayPal. Click on the PayPal image to proceed.



5. Payment can be made via PayPal account, or the "Pay with a credit or debit card" option.

6. If the "Pay with a credit or debit card" option is selected, enter requested information, and select "Review and Continue."

▼ Pay with a credit or debit card
Or simply create a PayPal account.

Secured checkout by **PayPal**

Country:

Your language:

Card number:

Payment types:    

Expiration date: mm / yy

CSC:
[What is this?](#)

First name:

Last name:

Address line 1:

Address line 2 (optional):

ZIP code:

City: State:

Phone: e.g. 555-555-5555

Mobile:

Email address:

Save this information with a PayPal account
It's easy and free to sign up. Learn more [about PayPal](#)

7. Select "Pay."

Review your information

PayPal

Additional information

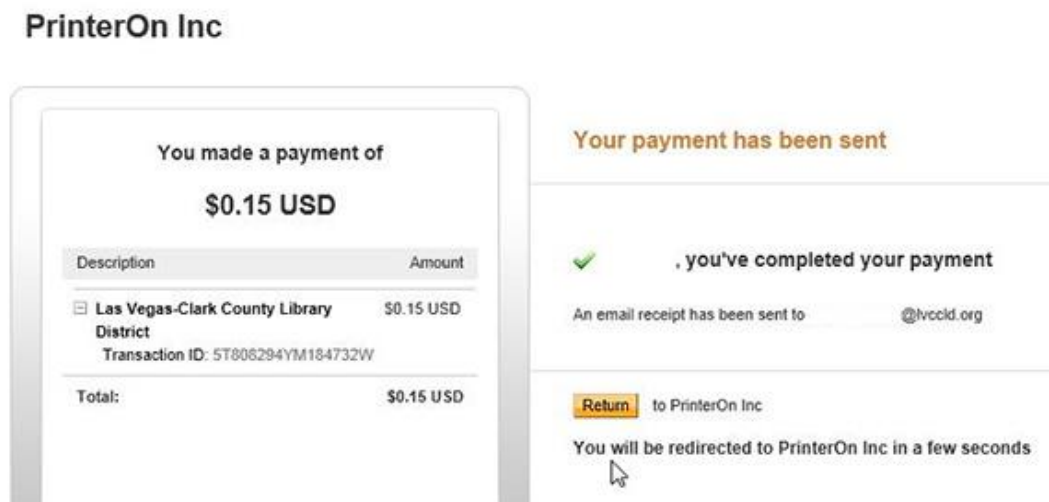
Your memo about this payment: Printing Charges.

Payment method

Credit/Debit Card: MasterCard XXXX-XXXX-XXXX-0942

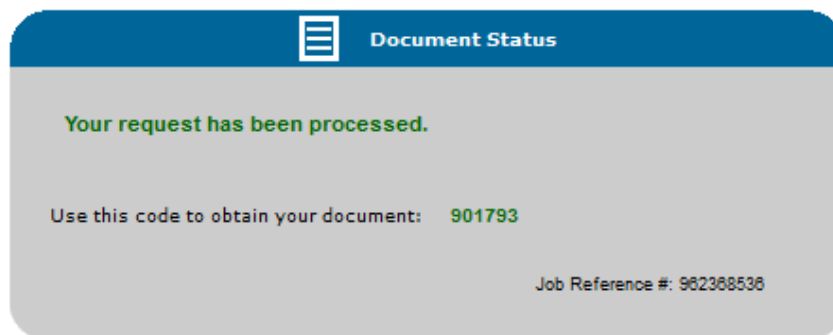
\$0.15 USD

8. A payment confirmation screen will display.



9. The payment confirmation screen will reroute to view the release code. This code will also be sent to the email address entered in step 3.

You can refresh the status of your document by clicking the (i) button.



Please record your job reference number to identify your print job in the event of a problem.



To release the print at the printer location:

- "Print Release Press OK" will be displayed on the keypad. Press OK.
- Enter the release code and press OK.
- "OK to confirm, #job#page(s)" will display - For example, if you only have a one page print job you will see "1 job 1 page."
- Press OK.
- "Printed #job#page(s)" will display, and document(s) will be printed.
- Remove printed document(s) from the printer.