

Circus!





Jules Leotard was a circus performer and invented the trapeze. Today, he is known for inventing the leotard, which allowed freedom of movement while soaring in the air.

Heibeck, Tracy. "Leotard's leotard." *Appleseeds*, vol. 9, no. 9, May 2007, p. 34. *Gale In Context: High School*, <https://link.gale.com/apps/doc/A167253458/SUIC?u=tacomapl&sid=SUIC&xid=b81b3b0d>. Accessed 21 Nov. 2020.

"Ringling's first African American ringmaster, Johnathan Lee Iverson, joined the circus in 1999."

Smith, Harrison. "Step Right Up--and Fast--for this Famed Circus's Final Act." *Washington Post*, 28 Mar 2017. *SIRS Discoverer*, <https://explore-proquest-com.ezproxy.tacomalibrary.org/sirsdiscoverer/document/2262304441?accountid=2289>.



Circus Beginnings

- 2500 B.C. Egypt
Acrobatic and Balancing Acts
- 1500 B.C. Crete
Jumping over Bulls
- 500 B.C. Greece and Rome
Chariot Races
- 714 A.D. China
Spinning Plates on Bamboo Poles

Hoh, LaVahn G. "Circus" *World Book*, vol. 4, *World Book*, 2017, pp. 562b -564

Murray, Marrian. *Circus!: From Rome to Ringling*. *Appleton-Century-Crofts*, 1956.

"Chinese acrobats first appeared in European circuses in 1866."

Hoh, LaVahn G. "Circus" *World Book*, vol. 4, *World Book*, 2017, pp. 562b -564

tacoma public library
Start here. Go anywhere.

Tacoma Public Library

1102 Tacoma Avenue South
Tacoma, Washington 98402 | 253.280.2800
tacomalibrary.org

Take Me Out To The Circus


Sung to: "Take Me Out To The Ball Game"

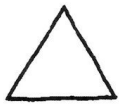






Take me out to the circus
Take me out to the show
Buy me some peanuts and crackerjacks
I don't care if I ever get back

Cause it's clap, clap, clap for the jugglers
and laugh, laugh, laugh for the clowns

For it's one, two, three rings of fun at the
old big top.

<https://www.preschooleducation.com/scircus.shtml>



<p>1 Draw a triangle for the hat.</p> 	<p>2 Draw a small circle for a pom-pom.</p> 	<p>3 Draw 2 cloud shapes for hair.</p> 	<p>4 Draw a curved line for the chin.</p> 
<p>5 Draw curved lines for the collar.</p> 	<p>6 Draw circles with dots for eyes.</p> 	<p>7 Draw a nose and mouth.</p> 	<p>8 Draw 2 lines for the body.</p> 