


Unicorns



"If You're A Unicorn and You Know It"
Tune of "If You're Happy and You Know It"

If you're a unicorn and you know it, shake your horn.

If you're a unicorn and you know it, shake your horn.

If you're a unicorn and you know it, then your magic will surely show it.

If you're a unicorn and you know it, shake your horn.

Repeat with: stamp your hooves; toss your mane; twitch your tail; prance around

"Giddy-Up!"

Tune of "The William Tell Overture"
aka the Lone Ranger theme


Start clapping hands and legs in rhythm, to simulate galloping, then sing:

Giddy-up, giddy-up, giddy-up, up, up!
Giddy-up, giddy-up, giddy-up, up, up!
Giddy-up, giddy-up, giddy-up, up, up!
WHOOOAAAAA, Unicorn!

(repeat several times, getting faster each time)


Suggested Reads:

Unicorn Day by Diana Murray




Ages 3-8
Print copies and ebooks

Unicorn Diaries series
by Rebecca Elliott



Ages 5-7
Print copies and ebooks

Phoebe and Her Unicorn
comic series by Dana Simpson



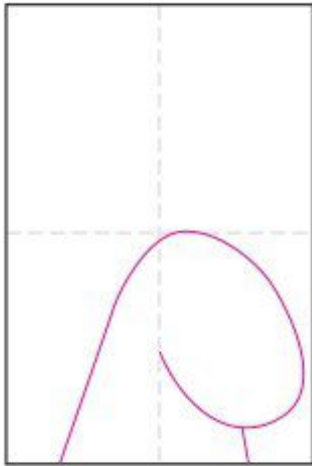
Ages 8-10
Print copies and ebooks

tacoma public library
Start here. Go anywhere.

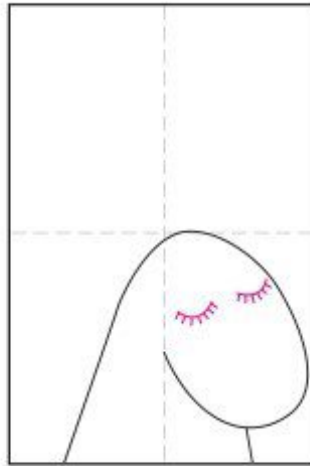
(253) 292-2001

www.tacomalibrary.org

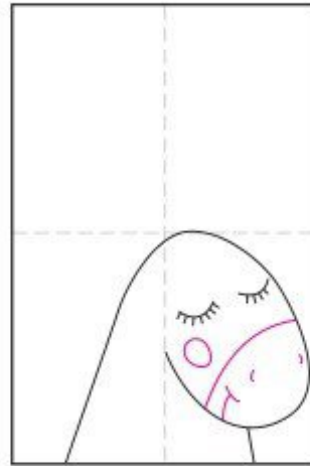
How To Draw a Unicorn




1. Fold to make guide lines. Draw the head and neck.




2. Add eyelashes.




3. Draw the muzzle line. Add cheek, mouth and nose.




4. Draw two ears.




5. Draw a back mane.



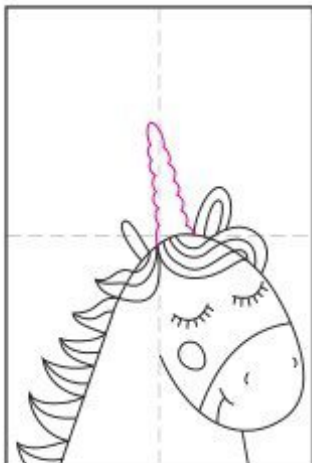
6. Add inside mane lines.




7. Start the top mane.




8. Add inside mane curves.



9. Draw outside of horn, try to make same number of bumps on each side.



10. Connect the bumps as shown.



11. Draw hearts all around the background.



12. Trace with permanent black marker, paint with watercolors.